


FREEBIE: **Animal Party Favors**

A Dog template for party favors
and a large Dog template for paper garland




FREEBIE-4311-EN

OVERVIEW

Animal Party Favors


Get the full version with all twelve animals at <https://www.labbeasy.com/en/animal-party-favors>



Dog



Cat




Rabbit




Tiger




Fox



Sheep




Monkey



Bear



Pig



Cow



Reindeer




Raccoon

HOW TO MAKE IT


Animal Party Favors

1




Print the templates on white or colored paper.
If you like, you can color the dog.

2



Neatly cut out the dog .

3



Carefully cut a slit along the dotted
lines on each paw.

4




Slot the paws in place by connecting
the slits together.

5



With their paws, the dog can hold little candies
and surprises as party gifts.

6



The dogs can also be connected together
to make a paper garland.

